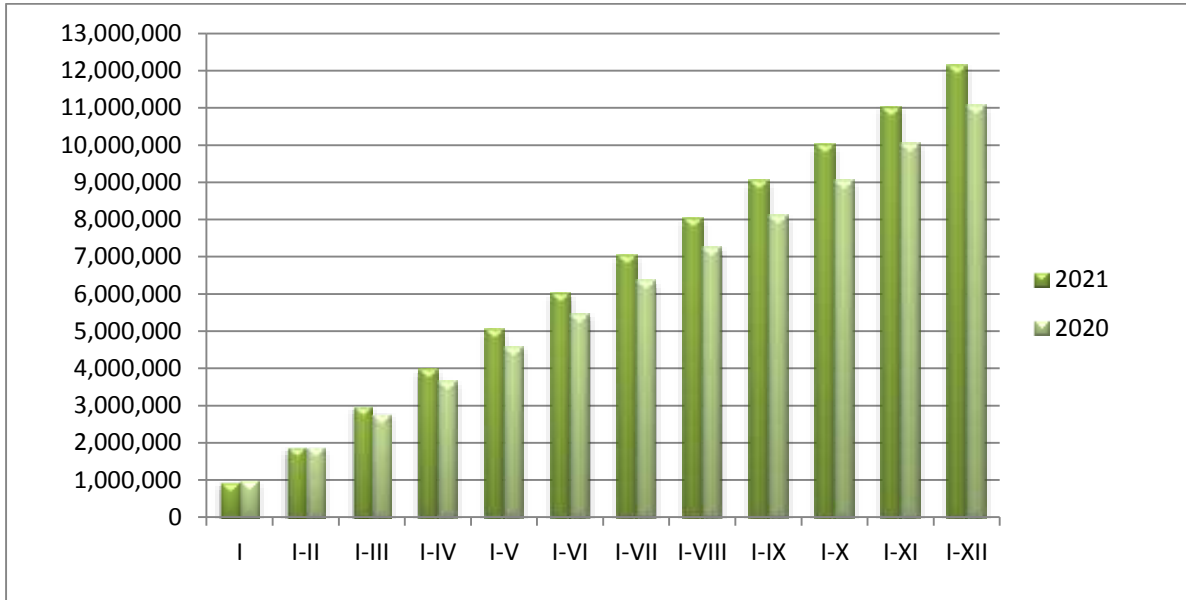
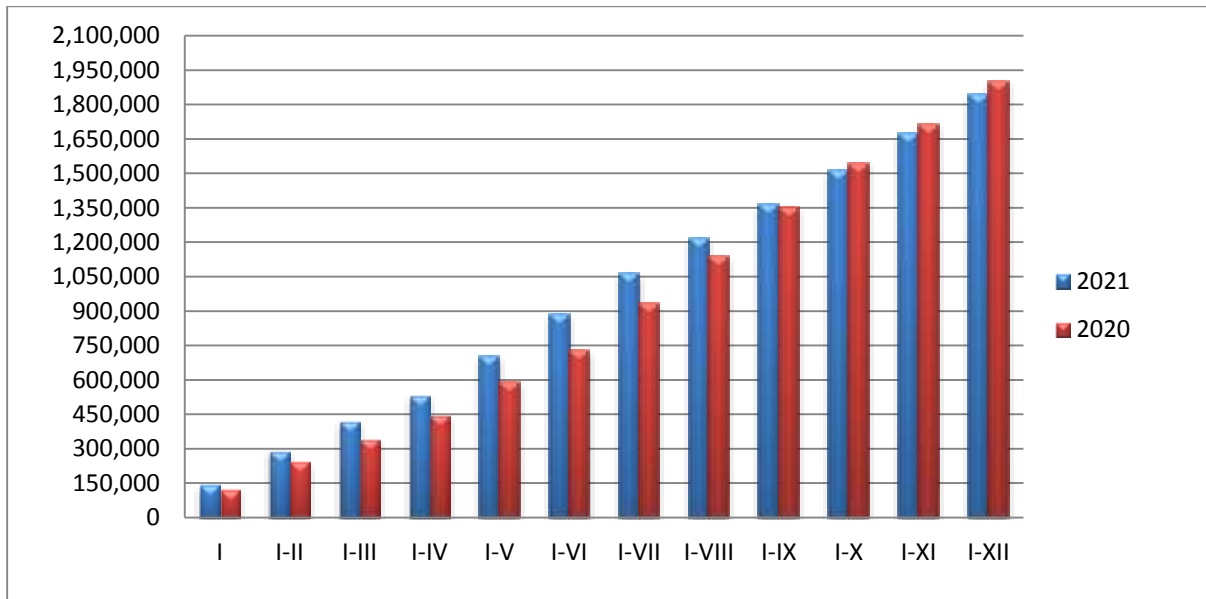


Tons of transported cargo by the type of cargo

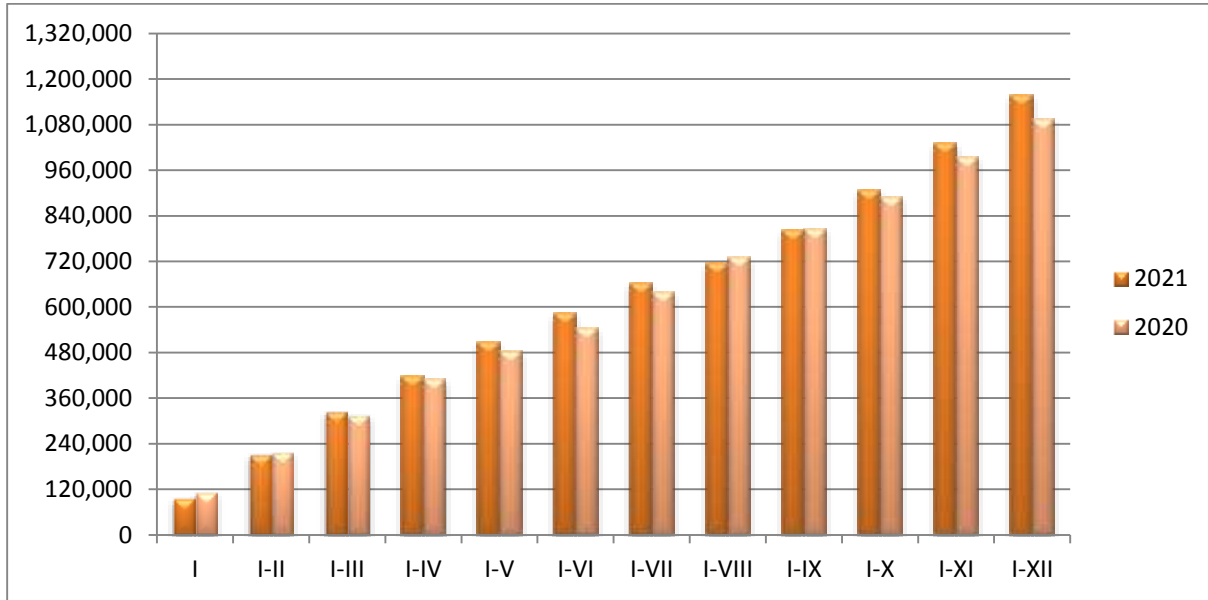
Total freight	I	I-II	I-III	I-IV	I-V	I-VI	I-VII	I-VIII	I-IX	I-X	I-XI	I-XII
2021	944,837	1,882,738	2,981,331	3,964,323	5,041,982	6,012,746	7,041,823	8,036,442	9,050,635	10,014,744	11,023,744	12,130,800
2020	991,749	1,878,629	2,774,157	3,643,920	4,576,697	5,462,360	6,368,759	7,254,922	8,106,813	9,061,434	10,046,362	11,063,441



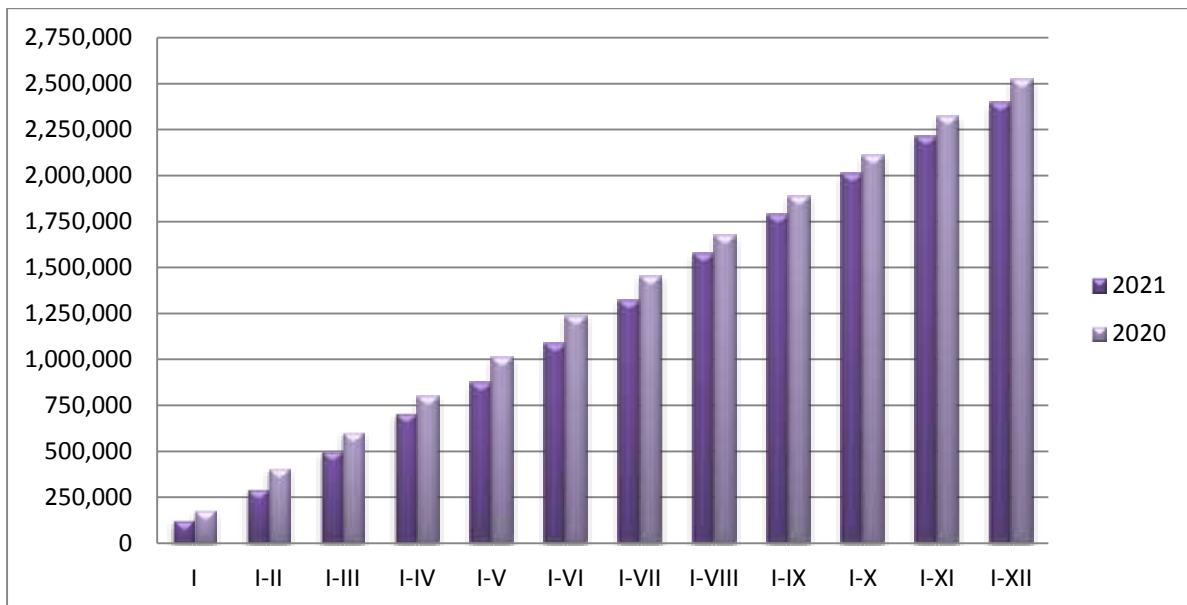
Domestic	I	I-II	I-III	I-IV	I-V	I-VI	I-VII	I-VIII	I-IX	I-X	I-XI	I-XII
2021	144,587	290,424	420,684	532,737	704,100	885,357	1,065,265	1,218,557	1,366,087	1,515,583	1,677,339	1,844,615
2020	124,714	244,994	340,002	445,608	587,837	729,194	934,320	1,139,260	1,352,372	1,544,554	1,716,481	1,902,679



Export	I	I-II	I-III	I-IV	I-V	I-VI	I-VII	I-VIII	I-IX	I-X	I-XI	I-XII
2021	97,175	212,961	324,141	417,421	506,980	581,993	662,261	714,706	803,304	907,856	1,029,676	1,157,480
2020	111,511	217,241	316,032	410,732	484,930	543,193	637,525	729,762	805,383	889,295	994,715	1,094,979



Import	I	I-II	I-III	I-IV	I-V	I-VI	I-VII	I-VIII	I-IX	I-X	I-XI	I-XII
2021	122,365	291,421	500,638	706,772	872,598	1,088,476	1,320,884	1,576,603	1,787,804	2,011,065	2,215,029	2,397,897
2020	179,190	407,384	603,942	799,181	1,011,892	1,236,626	1,454,697	1,675,392	1,889,283	2,110,124	2,321,304	2,523,789



Transit	I	I-II	I-III	I-IV	I-V	I-VI	I-VII	I-VIII	I-IX	I-X	I-XI	I-XII
2021	580,710	1,087,932	1,735,868	2,307,393	2,958,304	3,456,920	3,993,413	4,526,576	5,093,440	5,580,240	6,101,700	6,730,808
2020	576,334	1,009,010	1,514,181	1,988,399	2,492,038	2,953,347	3,342,217	3,710,508	4,059,775	4,517,461	5,013,862	5,541,994

